

LIGHTING COLLECTION 2024

A story of glass  
and light.

  
C. CANGINI & TUCCI®



LIGHTING COLLECTION 2024

**A story of glass  
and light.**

  
The logo features a stylized, elegant 'C' with a decorative flourish extending from its top. To the right of the 'C' is the text '. CANGINI & TUCCI' in a clean, sans-serif font, followed by a registered trademark symbol (®).

---

## NOTE LEGALI

Il presente catalogo contiene le rappresentazioni grafiche e i disegni di prodotti e/o di opere che sono protetti ai sensi delle norme nazionali e sovranazionali in tema di proprietà intellettuale e industriale.

© Tutti i diritti sono riservati.

Le rappresentazioni grafiche e i disegni di questi prodotti e/o opere non possono essere oggetto di utilizzo, di riproduzione, di comunicazione, di diffusione e/o di trasmissione in qualsiasi forma, in qualsiasi modo e/o con qualsiasi mezzo elettronico, meccanico o altro, nessuno escluso, senza l'autorizzazione espressa del proprietario dei diritti. Alcuni dei prodotti e/o delle opere presentati in questo catalogo sono depositati come modelli industriali, disegni industriali e/o come marchi. Ogni violazione sarà perseguita con ogni mezzo messo a disposizione dall'ordinamento giuridico italiano e internazionale.

## LEGAL DISCLAIMER

*This catalogue contains visual representations and drawings of products and/or works that are protected under national and international intellectual and industrial property law.*

© All rights reserved.

*The visual representations and drawings of these products and/or works are not to be utilised, reproduced, communicated, disseminated and/or transmitted in any form whatsoever, by any means – be it electronic, mechanical or otherwise – without the express authorisation of the owner of the rights.*

*Some of the products and/or works presented in this catalogue are registered as industrial models, industrial designs and/or trademarks. Any violation will be prosecuted by any means made available by the Italian and international legal system.*

## RECHTLICHE HINWEISE

*Die vorliegende Katalog enthält die grafischen Darstellungen und Zeichnungen der Produkte und/oder Werke, die durch nationale und übernationale Gesetze zum geistigen und gewerblichen Eigentum geschützt sind.*

© Alle Rechte vorbehalten.

*Die grafischen Darstellungen und Zeichnungen dieser Produkte und/oder Werke dürfen nicht verwendet, reproduziert, übermittelt, verbreitet und/oder in irgendeiner Form, auf keine Weise und/oder auf elektronische, mechanische oder andere Weise übertragen werden, ohne ausdrückliche Genehmigung des Rechteinhabers.*

*Einige der Produkte und/oder Werke, die in dieser Katalog präsentiert werden, sind als gewerbliche Muster, gewerbliche Zeichnungen und/oder als Marken eingetragen.*

*Jeder Verstoß wird mit allen Mitteln verfolgt, die vom italienischen und internationalen Rechtssystem zur Verfügung gestellt werden.*

---

# INDICE *INDEX*

---



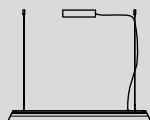
DALMA®

**35**



HYDRA®

**47**



REGULA®

**59**



ZOE®

**19**



ZOE® MAX

**27**



Milan - Showroom

Cesena - Headquarter & Manufacturing

## Cangini e Tucci, qualche dato.

Cangini e Tucci è un'azienda familiare con sede a Cesena, in Emilia Romagna.

**Anno di fondazione:** 1961

**Brevetti depositati:** 14

**Sede:** Via Archimede 36, 47521 - Cesena (FC)

**Showroom:** Presso Pacini & Cappellini - Via Albricci 7, 20122 - Milano (MI)

## Cangini and Tucci, some facts.

Cangini and Tucci is a family business based in Cesena, Emilia Romagna.

**Year founded:** 1961

**Patents:** 14

**Headquarters:** Via Archimede 36, 47521 - Cesena (FC)

**Showroom:** Pacini & Cappellini - Via Albricci 7, 20122 - Milan (MI)

## Cangini e Tucci, einige daten.

Cangini e Tucci ist ein Familienunternehmen mit Sitz in Cesena, Emilia Romagna.

**Jahr der Gründung:** 1961

**Angemeldete Patente:** 14

**Hauptsitz:** Via Archimede 36, 47521 - Cesena (FC)

**Ausstellungsraum:** Pacini & Cappellini - Via Albricci 7, 20122 - Mailand (MI)



# FREQUENCY<sup>®</sup>

— **WINNER** —

## DESIGN PLUS

powered by: **light+building**

**Best of award 2022**

**CANGINI E TUCCI FREQUENCY,  
DESIGNED BY MARCANTONIO,  
WINS THE “BEST OF” AWARD 2022**

A HIGHLY QUALIFIED JURY OF EXPERTS EVALUATES:

- **Design:** design quality, choice of material, operability (universal design)
- **Ecology:** energy efficiency, sustainability (use of resources), durability
- **Technology:** innovation, functionality, technical quality and integrability



# RICONOSCIMENTI

AWARDS / AUSZEICHNUNGEN




**PREMIO Licht+Concept  
MIGLIOR FORNITORE  
DELL'ANNO**

*Licht+Concept AWARD  
BEST SUPPLIER  
OF THE YEAR*



lieferant  
des jahres  
**2022**

**CANGINI  
& TUCCI**



TUTTI I NOSTRI PRODOTTI SONO ACCOMPAGNATI  
DA UN CERTIFICATO DI GARANZIA CHE NE ATTESTA  
L'ORIGINALITÀ, LA MANIFATTURA ITALIANA E LA QUALITÀ.  
I NOSTRI PRODOTTI SONO FRUTTO DELLA PIÙ PURA  
PRODUZIONE ARTIGIANALE E, DI CONSEGUENZA,  
ALCUNE IMPERFEZIONI DEL CRISTALLO, DEL COLORE,  
DEL CAMBIO DI TONALITÀ NON VENGONO CONSIDERATE  
DIFETTI MA PREGI, CHE NE GARANTISCONO L'AUTENTICITÀ  
RENDENDO IL PEZZO UNICO.



# QUALITÀ MADE IN ITALY

QUALITY MADE IN ITALY / QUALITÄT MADE IN ITALY

ALL OUR PRODUCTS ARE PROVIDED OF A WARRANTY CERTIFICATE THAT AUTHENTICATES THEIR ORIGINALITY, ITALIAN MANUFACTURING AND QUALITY OF THE PRODUCT. WE GUARANTEE THAT OUR PRODUCTS ARE THE RESULT OF THE PUREST HANDMADE PRODUCTION, AND FOR THIS REASON ANY IMPERFECTIONS IN THE CRYSTAL OR COLOUR (OR CHANGES OF TONALITY) ARE NOT DEFECTIVE. EACH HAS PARTICULAR FEATURES THAT GUARANTEE THEIR AUTHENTICITY AND OFFER OUR ESTEEMED CUSTOMERS A OPPORTUNITY TO OWN A UNIQUE PRODUCT TO TREASURE.

ALLE UNSERE PRODUKTE WERDEN VON EINER GARANTIE BEGLEITET, DIE DEREN ORIGINALITÄT, DIE ITALIENISCHE HANDARBEIT UND DIE QUALITÄT BESCHEINIGEN. UNSERE PRODUKTE SIND DAS ERGEBNIS REINSTER HANDWERKLICHER PRODUKTION UND FOLGLICH SIND EINIGE UNVOLLKOMMENHEITEN DES KRISTALLS, DER FARBE, DER NUANCENÄNDERUNG NICHT ALS FEHLER, SONDERN ALS WERT ZU ERACHTEN, DER DIE AUTHENTIZITÄT DES PRODUKTS GEWÄHRLEISTET UND ES EINZIGARTIG MACHT.





# LINEE DI LUCE

*LINES OF LIGHT / LICHTLINIEN*

“SEGNI E LINEE PRENDONO  
FORMA TRA FUOCO E MATERIA.  
LA LUCE SI DESCRIVE  
NELL'IRREGOLARITÀ DEL VETRO  
CREANDO TENUI OMBRE ED  
ESALTANDO TUTTA LA SAPIENZA  
DI GESTI ANTICHI, DOVE  
L'UNICITÀ DELLA FORMA SI  
SPOSA COL DESIGN.  
QUESTO È IL NOSTRO MODO DI  
INTERPRETARE E RENDERE VIVA  
LA LUCE”.

“SIGNS AND LINES TAKE SHAPE  
FROM FIRE AND RAW MATERIALS.  
THE LIGHT IS DESCRIBED IN THE IRREGULARITY  
OF THE GLASS CREATING SOFT SHADOWS  
AND ENHANCING ALL THE WISDOM OF ANCIENT  
GESTURES, WHERE THE UNIQUENESS  
OF THE FORM IS COMBINED WITH DESIGN.  
THIS IS OUR INTERPRETATION OF BRINGING  
LIGHT TO LIFE”.


“ZEICHEN UND LINIEN NEHMEN ZWISCHEN FEUER  
UND MATERIE FORM AN. DAS LICHT BRICHT SICH  
IN DER UNREGELMÄSSIGKEIT DES GLASES, ERZEUGT  
ZARTE SCHATTEN UND HEBT DIE WEISHEIT ANTIKER  
GESTEN HERVOR, WOBEI DIE EINZIGARTIGKEIT  
DER FORM MIT DEM DESIGN KOMBINIERT WIRD.  
DIES IST UNSERE ART, LICHT ZU INTERPRETIEREN  
UND ZUM LEBEN ZU ERWECKEN”.



# METALLIZ- ZAZIONE

*METALLIZATION / METALLISIERUNG*

IL PROCESSO DI METALLIZZAZIONE VIENE ESEGUITO CON METODO ARTIGIANALE. PICCOLE IMPERFEZIONI PIÙ O MENO EVIDENTI SONO INEVITABILI E NE ATTESTANO, VALORIZZANDOLA L'ESECUZIONE MANUALE DELLA STESSA. NON PREVEDENDO L'UTILIZZO DI CODICI RAL, IL PROCESSO PUÒ DARE LUOGO A DIFFERENTI TONALITÀ DI COLORE CHE POSSONO CAMBIARE DA UNA FASE DI LAVORAZIONE ALL'ALTRA A DISTANZA DI TEMPO. L'AZIENDA RISERVA E GARANTISCE UN ATTENTO CONTROLLO DI QUALITÀ.



THE METALLIZATION PROCESS IS HANDCRAFTED.  
SMALL IMPERFECTIONS ARE INEVITABLE AND THEY  
ATTEST THE MANUAL EXECUTION OF THE PROCESS.  
THE PROCESS DOES NOT USE RAL CODES, THEREFORE  
THIS CAN GIVE RISE TO DIFFERENT SHADES OF COLOUR  
THAT CAN CHANGE FROM A PHASE OF PRODUCTION  
TO ANOTHER IN A DISTANCE OF TIME.  
THE COMPANY RESERVES AND GUARANTEES  
A CAREFUL QUALITY CONTROL.

DIE METALLISIERUNG PROZESS ERFOLGT  
IN HANDWERKLICHE VERFAHREN KLEINE  
IMPERFEKTIONEN SIND NICHT VERHINDERBAR UND  
WERTSCHÄTZEN DAS KUNST-HANDWERK.  
LEIDER SIND KEINE STANDARD FARBSKALA EINSETZBAR  
DAHER SIND LEICHTE TON UNTERSCHIEDE IN DEM  
FARBERGEBNIS BEI UNTERSCHIEDLICHEN LIEFERUNGEN  
MÖGLICH.  
DIE FIRMA GARANTIERT EINE AKKURATE QUALITÄT  
KONTROLLE.

DIAMO VITA  
ALLA TUA  
IMMAGINA-  
ZIONE

**LET'S GIVE LIFE TO YOUR IMAGINATION**  
**WIR ERWECKEN IHRE FANTASIE ZUM LEBEN**

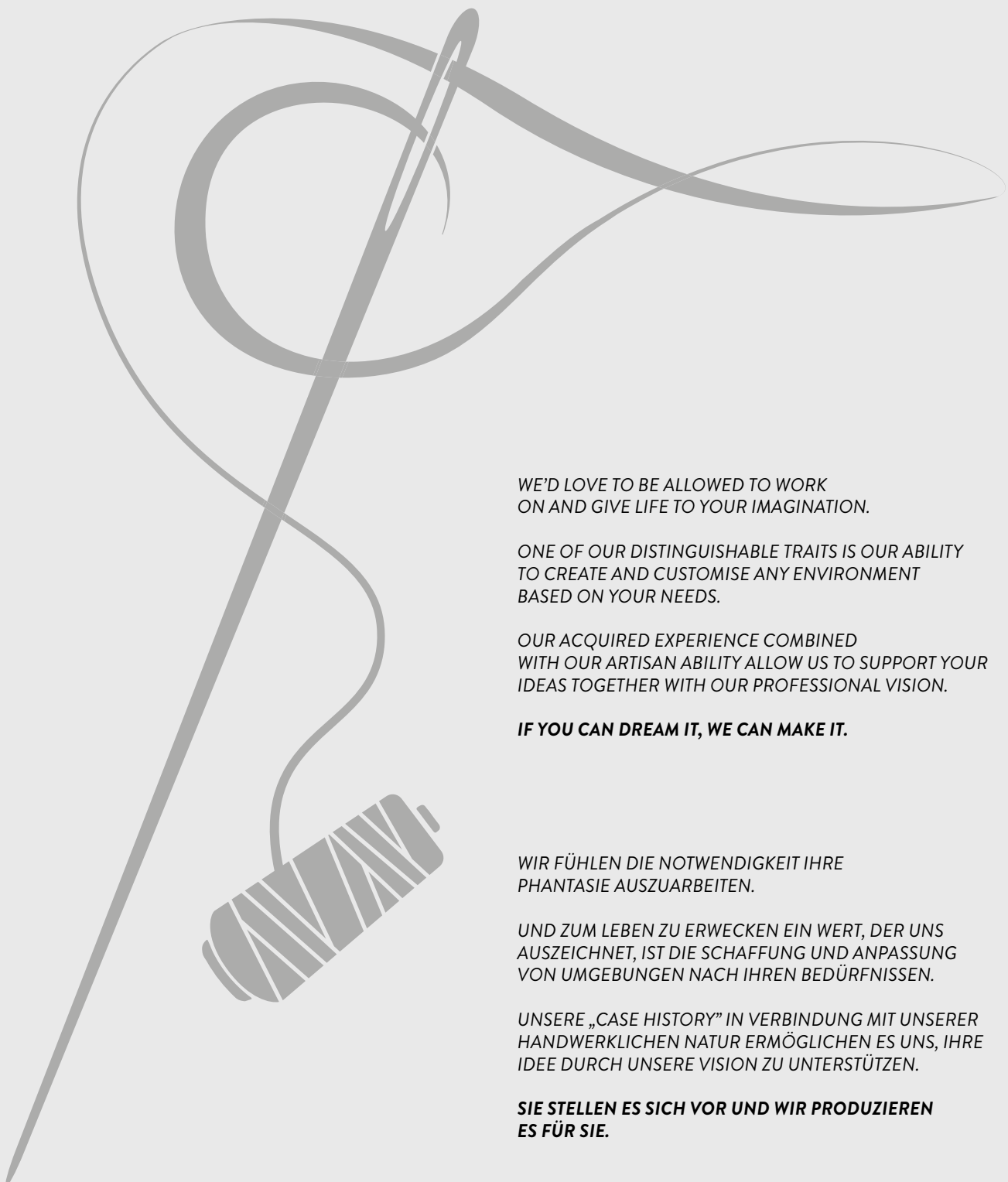
SENTIAMO LA NECESSITÀ  
DI ELABORARE E DARE VITA  
ALLA VOSTRA IMMAGINAZIONE.

UN VALORE CHE CI CONTRADDISTINGUE  
È LA REALIZZAZIONE E  
PERSONALIZZAZIONE DEGLI AMBIENTI  
IN BASE ALLE VOSTRE ESIGENZE.

LE NOSTRE "CASE HISTORY" UNITE  
ALLA NOSTRA NATURA ARTIGIANA  
CI PERMETTONO DI SUPPORTARE  
LA VOSTRA IDEA ATTRAVERSO  
LA NOSTRA VISIONE.

**SE VOI RIUSCITE AD IMMAGINARLO  
NOI POSSIAMO PRODURLO.**





WE'D LOVE TO BE ALLOWED TO WORK  
ON AND GIVE LIFE TO YOUR IMAGINATION.

ONE OF OUR DISTINGUISHABLE TRAITS IS OUR ABILITY  
TO CREATE AND CUSTOMISE ANY ENVIRONMENT  
BASED ON YOUR NEEDS.

OUR ACQUIRED EXPERIENCE COMBINED  
WITH OUR ARTISAN ABILITY ALLOW US TO SUPPORT YOUR  
IDEAS TOGETHER WITH OUR PROFESSIONAL VISION.

**IF YOU CAN DREAM IT, WE CAN MAKE IT.**

WIR FÜHLEN DIE NOTWENDIGKEIT IHRE  
PHANTASIE AUSZUARBEITEN.

UND ZUM LEBEN ZU ERWECKEN EIN WERT, DER UNS  
AUSZEICHNET, IST DIE SCHAFFUNG UND ANPASSUNG  
VON UMGEBUNGEN NACH IHREN BEDÜRFNISSEN.

UNSERE „CASE HISTORY“ IN VERBINDUNG MIT UNSERER  
HANDWERKLICHEN NATUR ERMÖGLICHEN ES UNS, IHRE  
IDEE DURCH UNSERE VISION ZU UNTERSTÜTZEN.

**SIE STELLEN ES SICH VOR UND WIR PRODUZIEREN  
ES FÜR SIE.**



FESTEGLIAMO I DIECI ANNI DELLA LAMPADA ZOE  
CON L'INGRESSO DI UNA NUOVA TINTA "LAPSUS" CHE  
ESALTA IL GIOCO DI RIFLESSI E L'INTERAZIONE CON LA  
LUCE. LAPSUS È UN COLORE DECISO CHE CATTURA  
LO SGUARDO, SFUMANDO NEI TONI DEL TRAMONTO,  
COME UNA LUCE CALDA DEL CALAR DELLA SERA CHE  
AGGIUNGE UN TOCCO RAFFINATO ALLA NOSTRA  
ICONICA LAMPADA ZOE.

*WE CELEBRATE 10 YEARS OF THE ZOE LAMP WITH THE RELEASE  
OF A NEW "LAPSUS" FINISHING THAT MAGNIFIES THE PLAY OF  
REFLECTIONS AND INTERACTION WITH LIGHT.  
LAPSUS IS AN EYE-CATCHING BOLD COLOUR, FADING TONES  
OF SUNSET, LIKE A WARM EVENING LIGHT, WHICH ADDS A  
STYLISH TOUCH TO OUR ICONIC ZOE LAMP.*

ZOE<sup>®</sup>

DESIGN: PIETRO TUCCI



1309MX.3L  
Glass: *lapses*  
Plate: *chrome*



**GIG1307.120.3L**  
Glass: *fume (08)*  
Track: *matt black*

**1309MX.3L**


*Glass: gold, petroleum, bronze*

*Plate: matt white*



1303  
GIG1303  
XXL1303  
*Glass: black, bronze, gold, titanium*

**FINITURA METALLICA A VISTA DISPONIBILE:** cromo, cromo spazzolato, bianco opaco, nero opaco  
**VISIBLE METAL STRUCTURE AVAILABLE:** chrome, brushed chrome, matt white, matt black

**DIMMABLE WITH:**  
DIMMABLE BULBS (NOT INCLUDED)   
**DIMMERABILE CON:**  
LAMPADINE DIMMERABILI (NON INCLUDE)

- CAVO ELETTRICO TRASPARENTE, A RICHIESTA: TESSILE NERO  
TRANSPARENT ELECTRIC CABLE, ON DEMAND: BLACK TEXTILE

- A RICHIESTA: SOSPENSIONE E APPLIQUE E14 PUÒ ESSERE REALIZZATA CON ATTACCO G9, senza sovrapprezzo  
ON DEMAND: HANGING LAMPS AND WALL LAMPS WITH E14 CAN BE MADE WITH G9, without surcharge

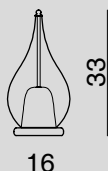
A RICHIESTA:  
ON DEMAND:

LED DISPONIBILE PER LAMPADINE DA TAVOLO CON PARALUME / LED AVAILABLE FOR TABLE LAMPS WITH SHADE:  
LED 4,3W 350 \*LUMEN 3.000K

CON COMPONENTI UL  
WITH UL COMPONENTS

\*I LUMEN INDICATI CORRISPONDONO ALL'INTENSITÀ LUMINOSA ALL'ORIGINE DELLA SCHEDA LED  
\*LUMEN INDICATED CORRESPONDS TO THE LUMINOUS INTENSITY AT THE ORIGIN OF THE LED BOARD


scopri di più  
find out more






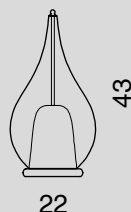
### LU1300

LAMPADA DA TAVOLO / TABLE LAMP

Glass Ø16 cm - H33 cm

 G9 1 x max 33W 220-240V

CE   






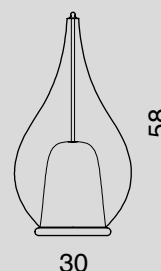
### LUGIG1300

LAMPADA DA TAVOLO / TABLE LAMP

Glass Ø22 cm - H43 cm

 E27 1 x max 60W 220-240V

CE   



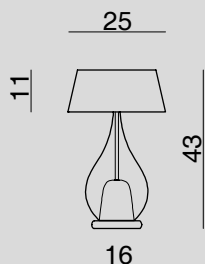
### LUXXL1300

LAMPADA DA TAVOLO / TABLE LAMP

Glass Ø30 cm - H58 cm

 E27 1 x max 60W 220-240V


CE   



### LU1303

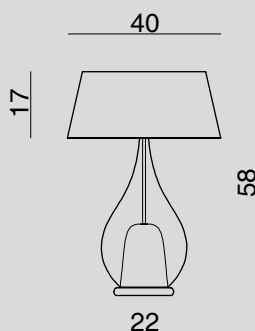
LAMPADA DA TAVOLO / TABLE LAMP

Glass Ø16 cm - H43 cm

 E14 1 x max 40W 220-240V

LED 1 x 4,3W 350 LUMEN 3.000K


CE   



### LUGIG1303

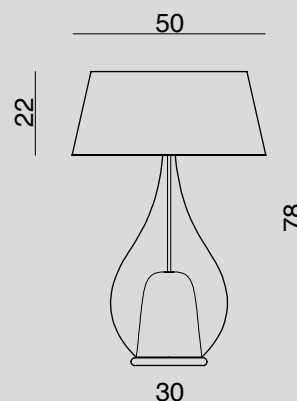
LAMPADA DA TAVOLO / TABLE LAMP

Glass Ø22 cm - H58 cm

 E27 1 x max 60W 220-240V

LED 1 x 4,3W 350 LUMEN 3.000K


CE   






### LUXXL1303

LAMPADA DA TAVOLO / TABLE LAMP




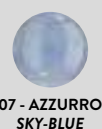



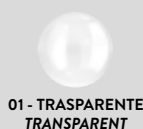
Glass Ø30 cm - H78 cm

 E27 1 x max 60W 220-240V

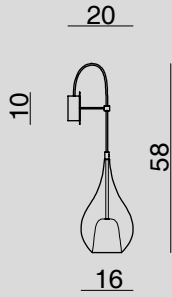
LED 1 x 4,3W 350 LUMEN 3.000K

CE   

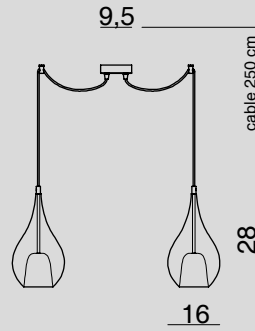
#### COLORI VETRO DISPONIBILI / AVAILABLE GLASS COLOURS



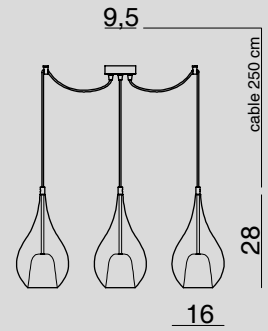




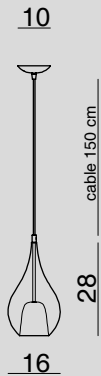
**AP1301.1L** (a richiesta/on demand with G9)  
**APPLIQUE / WALL LAMP**  
 Glass Ø16 cm - cavo/cable 50 cm  
 E14 1 x max 60W 220-240V  
 CE IP20 1m



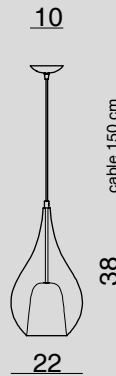
**1303.2L** (a richiesta/on demand with G9)  
**SOSPENSIONE / HANGING LAMP**  
 Glass Ø16 cm - cavo/cable 250 cm  
 E14 2 x max 60W 220-240V  
 CE IP20 1m



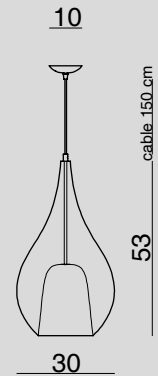
**1303.3L** (a richiesta/on demand with G9)  
**SOSPENSIONE / HANGING LAMP**  
 Glass Ø16 cm - cavo/cable 250 cm  
 E14 3 x max 60W 220-240V  
 CE IP20 1m



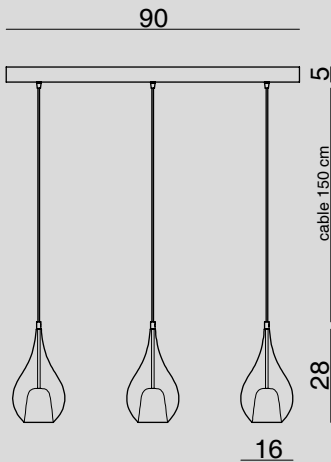
**1303.1L** (a richiesta/on demand with G9)  
**SOSPENSIONE / HANGING LAMP**  
 Glass Ø16 cm - cavo/cable 150 cm  
 E14 1 x max 60W 220-240V  
 CE IP20 1m



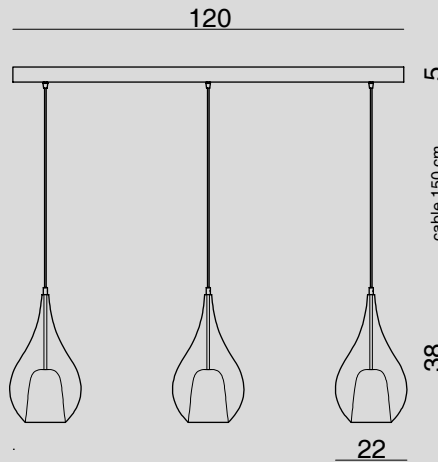
**GIG1303.1L**  
**SOSPENSIONE / HANGING LAMP**  
 Glass Ø22 cm - cavo/cable 150 cm  
 E27 1 x max 105W 220-240V  
 CE IP20 1m



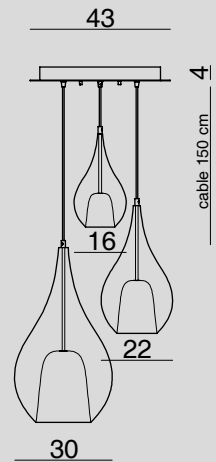
**XXL1303.1L**  
**SOSPENSIONE / HANGING LAMP**  
 Glass Ø30 cm - cavo/cable 150 cm  
 E27 1 x max 105W 220-240V  
 CE IP20 1m



**1307.90.3L** (a richiesta/on demand with G9)  
**BINARIO / CEILING TRACK**  
 Glass 3x Ø16 cm - cavo/cable 150 cm  
 E14 3 x max 60W 220-240V  
 CE IP20 1m




**GIG1307.120.3L**  
**BINARIO / CEILING TRACK**  
 Glass 3x Ø22 cm - cavo/cable 150 cm  
 E27 3 x max 105W 220-240V  
 CE IP20 1m



**1309MX.3L**  
**PLAFONIERA / CEILING LAMP**  
 Glass Ø16/22/30 cm - cavo/cable 150 cm  
 E14 1 x max 60W 220-240V  
 E27 2 x max 105W 220-240V  
 CE IP20 1m

**COLORI VETRO METALLIZZATO DISPONIBILI / METALLIC GLASS COLOURS AVAILABLE**



**FINITURA METALLICA DISPONIBILE / METAL FINISH AVAILABLE**







# ZOE MAX<sup>®</sup>

DESIGN: PIETRO TUCCI





## LAMPADA ZOE MAX

ZOE MAX È UNA LAMPADA A SOSPENSIONE IN VETRO SOFFIATO ED È L'ULTIMA ARRIVATA DELLA FAMIGLIA ZOE. CON UN DIAMETRO DI 45 CM DI E UN'ALTEZZA DI 80 CM È UNA DELLE LAMPADINE PIÙ GRANDI REALIZZATE DA CANGINI E TUCCI. IL DESIGN È LO STESSO DI SEMPRE, ICONICO, SEMPLICE MA ALLO STESSO TEMPO ELEGANTE E SENZA TEMPO. ZOE MAX PUÒ ESSERE INSTALLATA SOPRA UN TAVOLO DA PRANZO, IN UN VANO SCALA, A FIANCO DI UN SOPPALCO SU UN DOPPIO VOLUME. LE DIMENSIONI GENEROSE SONO PERFETTE PER RIEMPIRE UN VUOTO ALL'INTERNO DI UNO SPAZIO ARCHITETTONICO O PER DEFINIRE UN'AREA ALL'INTERNO DI UNO SPAZIO PIÙ AMPIO, AD ESEMPIO SOPRA UN TAVOLO ALL'INTERNO DI UN RISTORANTE. IL VETRO ESTERNO DI ZOE MAX PUÒ ESSERE REALIZZATO IN DIVERSE FINITURE E COLORI: CON EFFETTO METALLIZZATO O CON COLORAZIONE SEMPLICE, LA PARTE INTERNA DEL VETRO È IN VETRO SATINATO.

ZOE MAX IS A BLOWN GLASS PENDANT LAMP AND IS THE LATEST ADDITION TO THE ZOE FAMILY. WITH A DIAMETER OF 45 CM AND A HEIGHT OF 80 CM IT IS ONE OF THE LARGEST LAMPS MADE BY CANGINI AND TUCCI. THE DESIGN IS THE SAME AS ALWAYS, ICONIC, SIMPLE BUT AT THE SAME TIME ELEGANT AND TIMELESS. ZOE MAX CAN BE INSTALLED ABOVE A DINING TABLE, IN A STAIRWELL, ALONGSIDE A LOFT ON A TWO STOREY INTERIOR. THE GENEROUS SIZE IS PERFECT FOR FILLING A VOID WITHIN AN ARCHITECTURAL SPACE OR FOR DEFINING AN AREA WITHIN A LARGER SPACE, SUCH AS ABOVE A TABLE WITHIN A RESTAURANT. THE EXTERNAL GLASS OF ZOE MAX CAN BE MADE IN DIFFERENT FINISHES AND COLORS: WITH A METALLIC EFFECT OR WITH A SIMPLE COLORING, THE INTERNAL PART OF THE GLASS IS SATIN GLASS.





2x **MAX1303.1L**  
Glass: bronze




MAX1303.1L  
Glass: transparent

# ZOE<sup>®</sup> MAX

**FINITURA METALLICA A VISTA DISPONIBILE:** cromo, cromo spazzolato, bianco opaco, nero opaco  
**VISIBLE METAL STRUCTURE AVAILABLE:** chrome, brushed chrome, matt white, matt black

ULTERIORI COMPOSIZIONI A RICHIESTA  
ADDITIONAL COMPOSITIONS ON DEMAND

**DIMMABLE WITH:**  
DIMMABLE BULBS (NOT INCLUDED)   
**DIMMERABILE CON:**  
LAMPADINE DIMMERABILI (NON INCLUDE)

- CAVO ELETTRICO TRASPARENTE O NERO  
TRANSPARENT OR BLACK ELECTRIC CABLE

**A RICHIESTA:**  
ON DEMAND:



**SI CONSIGLIA:** LAMPADINA E27 LED 25w 2250 lm Ø140 mm (NON INCLUSA)  
**WE RECOMMEND:** LED BULB E27 LED 25w 2250 lm Ø140 mm (NOT INCLUDED)

CON COMPONENTI UL  
WITH UL COMPONENTS

scopri di più  
find out more



## GUIDA CARATTERISTICA METALLIZZAZIONE

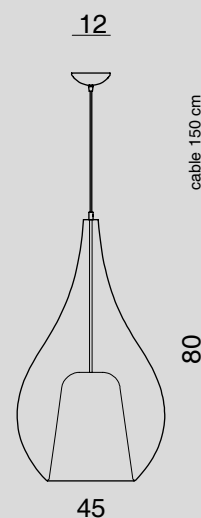
Zoe Max è una lampada interamente realizzata a mano. Il processo necessario a realizzare a mano una lampada di queste dimensioni è molto complesso e richiede ore di lavorazione da parte di operai specializzati nella soffiatura del vetro. Su una superficie di queste dimensioni può capitare che si verifichino delle piccole imperfezioni, soprattutto in fase di finitura o durante la metallizzazione. Tali imperfezioni attestano che il prodotto è realizzato con procedure artigianali e aumentano ulteriormente il valore della lampada. L'azienda Cangini e Tucci non accetta nessun tipo di contestazione sulle eventuali micro-imperfezioni superficiali che dovesse presentare la lampada. (vedi riferimento brochure a riguardo)

## GUIDE TO THE METALLISATION CHARACTERISTIC

Zoe Max is a lamp made entirely by hand. The process involved in manually producing a lamp of this size is very complex and requires hours of labour performed by skilled glassblowers. On a surface of such an extent, small imperfections may occur, especially during the finishing or metallisation process. Such imperfections attest to the fact that the product is handcrafted and further increase the value of the lamp. The Cangini e Tucci company does not accept any complaints regarding micro-imperfections on the lamp surface. (Please refer to the specific brochure of reference.)

## LEITFADEN FÜR METALLISIERUNGSMERKMALE


Zoe Max ist eine vollständig von Hand gefertigte Lampe. Die handwerkliche Herstellung einer Lampe dieser Größe ist sehr komplex und erfordert stundenlange Arbeit der Glasbläser. Auf einer Oberfläche dieser Größe können kleine Unregelmäßigkeiten auftreten, insbesondere in der Endbearbeitung oder während der Metallisierung. Diese Unvollkommenheiten beweisen, dass es sich um ein handgefertigtes Produkt handelt, und erhöhen den Wert der Lampe. Die Firma Cangini e Tucci akzeptiert keine Reklamationen bezüglich oberflächlicher Mikrofehler, die die Lampe aufweisen kann. (siehe Referenzbrochure)





## MAX1303.1L

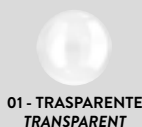
SOSPENSIONE / HANGING LAMP

Glass Ø45 cm - cavo/cable 150 cm

 E27 1 x max 105W 220-240V

CE  

## COLORI VETRO DISPONIBILI / AVAILABLE GLASS COLOURS



01 - TRASPARENTE  
TRANSPARENT



03 - ROSA  
PINK



05 - AMBRA  
AMBER



06 - VERDE  
GREEN



07 - AZZURRO  
SKY-BLUE



08 - FUMÈ  
FUME



16 - TABACCO  
TOBACCO



17 - RUBINO  
RUBY





**COLORI VETRO METALLIZZATO DISPONIBILI / METALLIC GLASS COLOURS AVAILABLE**



**BRONZO  
BRONZE**



**NERO  
BLACK**



**ORO ROSA  
ROSE GOLD**

**FINITURA METALLICA DISPONIBILE / METAL FINISH AVAILABLE**



**CROMO  
CHROME**



**CROMO SPAZZOLATO  
BRUSHED CHROME**



**BIANCO OPACO  
MATT WHITE**



**NERO OPACO  
MATT BLACK**



# DALMA

© ®

DESIGN:  MARCANTONIO





## LAMPADA DALMA

Design by Marcantonio

DALMA È UNA NUOVA SUGGERIZIONE LUMINOSA DI CANGINI & TUCCI FIRMATA MARCANTONIO.

ANCORA UNA VOLTA LA TECNOLOGIA INCONTRA LA RICERCA ESTETICA. LE FORME ONDULATE DI DALMA RICORDANO UN FENOMENO NATURALE, CREANDO UNA PRESENZA ASTRATTA COME UN'ANIMA LUMINOSA, UN'ONDA MORBIDA.

DALMA EVOCA UN MOVIMENTO CALDO, QUASI COME UNA CELLULA CHE SI DIVIDE.

UN UOVO TRASPARENTE CHE RACCHIUDE UN NUCLEO SINUOSO DALLE LINEE FEMMINILI COME QUELLE DI UNA VENERE PRIMORDIALE. DALMA È SEMPLICE MA HA LA FORZA DELL'ICONA.

*DALMA IS A NEW LIGHTING DESIGN FROM CANGINI & TUCCI BY MARCANTONIO.*

*ONCE AGAIN TECHNOLOGY MEETS AESTHETIC RESEARCH.*

*DALMA'S WAVE-LIKE SHAPES REMIND US OF A NATURAL PHENOMENON, CREATING AN ABSTRACT PRESENCE LIKE A LUMINOUS SOUL, A SOFT WAVE. DALMA SUGGESTS A WARM MOVEMENT, ALMOST AS A DIVIDING CELL. A TRANSPARENT EGG ENCLOSING A SINUOUS NUCLEUS WITH SINUOUS FEMININE LINES LIKE THOSE OF A PRIMORDIAL VENUS.*

*DALMA IS SIMPLE BUT HAS THE POWER OF THE ICON.*



**LU1614.1L**

*Glass: transparent  
Structure: black carbon*

**LU1615.1L**

*Glass: transparent  
Structure: black carbon*



**LU1610.1L**  
Glass: *fume (08)*  
Structure: *french gold*



1613.1L  
GIG1613.1L  
Glass: amber (05), sky-blue (07), fume (08)  
Structure: black carbon





**LUGIG1615.1L**  
Glass: transparent  
Structure: french gold



2x 1613.1L  
Glass: tobacco (16)  
Structure: champagne



1617.120.3L  
Glass: tobacco (16)  
Structure: champagne



# DALMA<sup>©</sup>

Disegno depositato e registrato dall'EUIPO

scopri di più  
find out more



ULTERIORI COMPOSIZIONI A RICHIESTA  
ADDITIONAL COMPOSITIONS ON DEMAND

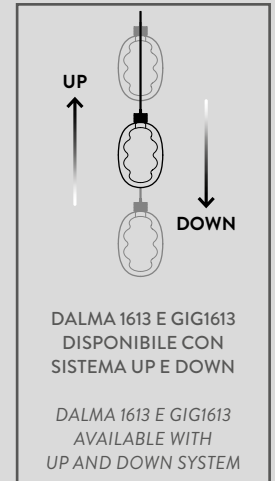
**FINITURA METALLICA DISPONIBILE:** black carbon, champagne, french gold  
**METAL STRUCTURE AVAILABLE:** black carbon, champagne, french gold

**A RICHIESTA:**  
ON DEMAND:

- **CAVO ELETTRICO COASSIALE A BASSA TENSIONE TRASPARENTE O NERO**  
COAXIAL LOW VOLTAGE ELECTRIC CABLE IN TRANSPARENT OR BLACK
- **VETRO CON COLORE SFUMATO**  
GLASS WITH COLOURED NUANCED
- **STRUTTURA SINGOLA ( ROSONE ) DISPONIBILE IN: black carbon, champagne, french gold**  
SINGLE STRUCTURE ( CANOPY ) AVAILABLE IN: black carbon, champagne, french gold
- **BINARI E PIASTRE DISPONIBILI IN: black carbon, champagne, french gold**  
TRACKS AND PLATES AVAILABLE IN: black carbon, champagne, french gold
- **STRUTTURA PORTALAMPADA IN ALLUMINIO**  
ALUMINUM LAMP HOLDER
- **COMPATIBILE CON CASAMBI**  
COMPATIBLE WITH CASAMBI
- **DRIVER INCLUSO**  
DRIVER INCLUDED
- **DIMMERABILE: SÌ (A TAGLIO DI FASE) - SCHEDA LED SOSTITUIBILE DA PROFESSIONISTA**  
DIMMABLE: YES (PHASE-CUT DIMMER TRIAC) - LED IS REPLACEABLE BY PROFESSIONAL

CON COMPONENTI UL  
WITH UL COMPONENTS

DISPONIBILE CON DALI  
AVAILABLE WITH DALI



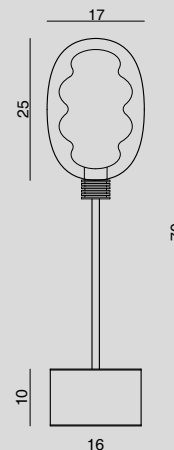
LED DISPONIBILI PER LA LINEA DALMA<sup>®</sup> / LEDS AVAILABLE FOR DALMA<sup>®</sup>:

LED 1 x 9W Dimmer Triac - 27 V - 350 mA - CRI Typ 95 - 1125 Lm - 125 Lm/W - 3 Step MacAdam - **2700°K**  
LED 1 x 9W Dimmer Triac - 27 V - 350 mA - CRI Typ 95 - 1125 Lm - 125 Lm/W - 3 Step MacAdam - **3000°K**

LED DISPONIBILI PER LA LINEA DALMA<sup>®</sup> GIG / LEDS AVAILABLE FOR DALMA<sup>®</sup> GIG:

LED 1 x 12W Dimmer Triac - 36 V - 350 mA - CRI Typ 95 - 1500 Lm - 125 Lm/W - 3 Step MacAdam - **2700°K**  
LED 1 x 12W Dimmer Triac - 36 V - 350 mA - CRI Typ 95 - 1500 Lm - 125 Lm/W - 3 Step MacAdam - **3000°K**

I LUMEN INDICATI CORRISPONDONO ALL'INTENSITÀ LUMINOSA ALL'ORIGINE DELLA SCHEDA LED  
LUMEN INDICATED CORRESPONDS TO THE LUMINOUS INTENSITY AT THE ORIGIN OF THE LED BOARD



## LU1615.1L

PIANTANA / FLOOR LAMP with dimmer push button

Glass Ø 17 cm - H 174 cm

1 x LED 9W DIMM - 350 mA - 2700 or 3000°K

## LUGIG1615.1L

PIANTANA / FLOOR LAMP with dimmer push button

Glass Ø 24 cm - H 185 cm

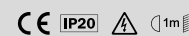
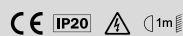
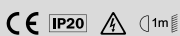
1 x LED 12W DIMM - 350 mA - 2700 or 3000°K

## LU1614.1L

LUMETTO / TABLE LAMP with dimmer push button

Glass Ø 17 cm - H 70 cm

1 x LED 9W DIMM - 350 mA - 2700 or 3000°K



COLORI VETRO DISPONIBILI / AVAILABLE GLASS COLOURS



01 - TRASPARENTE  
TRANSPARENT



03 - ROSA  
PINK



05 - AMBRA  
AMBER



06 - VERDE  
GREEN



07 - AZZURRO  
SKY-BLUE



08 - FUMÈ  
FUME

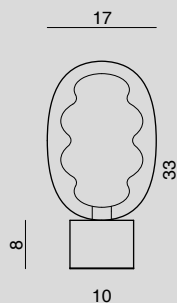


16 - TABACCO  
TOBACCO



17 - RUBINO  
RUBY

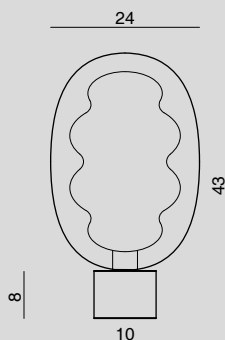
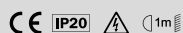
VETRO CON COLORE SFUMATO / GLASS WITH COLOURED NUANCED

**LU1610.1L**

LUMETTO / TABLE LAMP with dimmer push button

Glass Ø 17 cm - H 33 cm

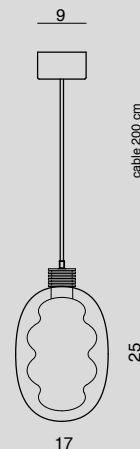
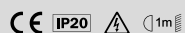
1 x LED 9W DIMM - 350 mA - 2700 or 3000°K

**LUGIG1610.1L**

LUMETTO / TABLE LAMP with dimmer push button

Glass Ø 24 cm - H 43 cm

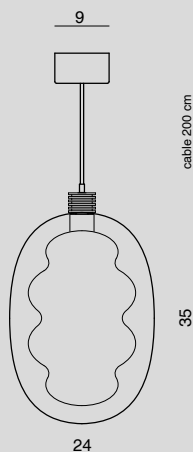
1 x LED 9W DIMM - 350 mA - 2700 or 3000°K

**1613.1L**

SOSPENSIONE / HANGING LAMP

Glass Ø 17 cm - cable 200 cm

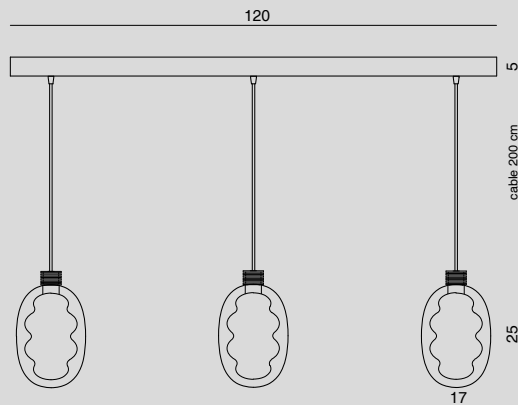
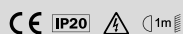
1 x LED 9W DIMM - 350 mA - 2700 or 3000°K

**GIG1613.1L**

SOSPENSIONE / HANGING LAMP

Glass Ø 24 cm - cable 200 cm

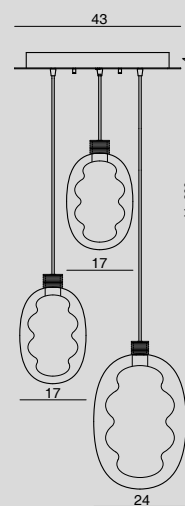
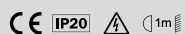
1 x LED 12W DIMM - 350 mA - 2700 or 3000°K

**1617.120.3L**

BINARIO / CEILING TRACK

Glass 3 x Ø 17 cm - cable 200 cm

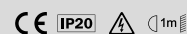
1 x LED 9W DIMM - 350 mA - 2700 or 3000°K

**1619MX.43.3L**

PLAFONIERA / CEILING LAMP

Glass Ø 17-24 cm - cable 200 cm

2 x LED 9W / 1 x LED 12W DIMM - 350 mA - 2700 or 3000°K



FINITURA METALLICA DISPONIBILE / METAL FINISH AVAILABLE



BLACK CARBON



CHAMPAGNE



FRENCH GOLD





# HYDRA<sup>©</sup>

DESIGN: PIETRO TUCCI

LA COLLEZIONE HYDRA NASCE DALL'IDEA DI RIPORTARE LA LUMINIOSITÀ DI UNA STELLA ALL'INTERNO DI UNA LAMPADA. DA QUI IL NOME HYDRA, IN LATINO, CHE CONTRADDISTINGUE PROPRIO LA LUNGA E LUMINOSA COSTELLAZIONE DELL'IDRA.

LA NUOVA LAMPADA È COSTITUITA DA UN DISCO CONICO ILLUMINATO AL CENTRO CHE RISPLENDE SFRUTTANDO AL MASSIMO LE ALTE QUALITÀ DELLA SORGENTE LED. IL BULBO CENTRALE IN VETRO SATINATO RIFLETTE LA LUCE SUL PARALUME IN VETRO LAVORATO A MANO GENERANDO UN FASCIO LUMINOSO UNIFORME. LA COLLEZIONE, DAL DESIGN MINIMAL MA RICERCATO, OFFRE UNA TOTALE LIBERTÀ COMPOSITIVA ADATTANDOSI A QUALSIASI TIPO DI AMBIENTE, COME UNA STELLA, SENZA CONFINI DI SPAZIO E TEMPO.

HYDRA È DECLINATA NELLE VERSIONI A SOSPENSIONE, APPLIQUE E PLAFONIERA, PUÒ ESSERE REALIZZATA IN TRE DIMENSIONI E IN DIVERSE COLORAZIONI, CREA UN'ATMOSFERA ALTAMENTE DECORATIVA RISPLENDENDO E PORTANDO LA LUCE NEL BUIO.

*THE HYDRA COLLECTION WAS DESIGNED WITH THE IDEA OF BRINGING THE LUMINOSITY OF A STAR INTO A LAMP. THIS GAVE RISE TO THE NAME IN LATIN FOR THE LONG, LUMINOUS CONSTELLATION HYDRA.*

*THE NEW LAMP TAKES THE SHAPE OF A CONICALLY ILLUMINATED DISC IN THE CENTRE THAT SHINES BY MAKING THE MOST OF THE HIGH QUALITY OF THE LED SOURCE. THE CENTRAL FROSTED GLASS BULB REFLECTS THE LIGHT ONTO THE HANDCRAFTED GLASS SHADE, GENERATING A UNIFORM LIGHT BEAM.*

*THE COLLECTION, WITH ITS MINIMAL YET REFINED DESIGN, OFFERS TOTAL FREEDOM OF COMPOSITION, ADAPTING TO ANY TYPE OF ENVIRONMENT, LIKE A STAR, WITH NO BOUNDARIES OF SPACE OR TIME.*

*HYDRA IS AVAILABLE IN PENDANT, WALL AND CEILING VERSIONS, CAN BE MADE IN THREE SIZES AND IN DIFFERENT COLOURS, AND CREATES A HIGHLY DECORATIVE ATMOSPHERE BY SHINING AND BRINGING LIGHT INTO THE DARK.*

**XXL1633.1L**

Glass: transparent

Structure: black carbon





**XXL1633.1L**  
Glass: green (06)  
Structure: black carbon



**XXL1633.1L**

*Glass: transparent*

*Structure: black carbon*



2x GIG1633.1L  
Glass: transparent  
Structure: black carbon



**AP1631.1L**

*Glass: fume (08)*

*Structure: french gold*



2x **AP1631.1L**  
Glass: *tobacco (16)*  
Structure: *champagne*



2x 1636.1L  
Glass: green (06), sky-blue (07)  
Structure: black carbon

**XXL1633.1L***Glass: transparent**Structure: black carbon*

# HYDRA<sup>©</sup>

scopri di più  
find out more



ULTERIORI COMPOSIZIONI A RICHIESTA  
ADDITIONAL COMPOSITIONS ON DEMAND

**FINITURA METALLICA DISPONIBILE:** black carbon, champagne, french gold  
**METAL STRUCTURE AVAILABLE:** black carbon, champagne, french gold

**A RICHIESTA:**  
ON DEMAND:

- **CAVO ELETTRICO IN FEP NERO O IN SILICONE TRASPARENTE**, a richiesta: marrone o rosso  
BLACK FEP OR TRANSPARENT SILICONE ELECTRIC CABLE on demand: brown or red

- **STRUTTURA SINGOLA ( ROSONE ) DISPONIBILE IN:** black carbon, champagne, french gold  
SINGLE STRUCTURE ( CANOPY ) AVAILABLE IN: black carbon, champagne, french gold

- **BINARI E PIASTRE DISPONIBILI IN:** black carbon, champagne, french gold  
TRACKS AND PLATES AVAILABLE IN: black carbon, champagne, french gold

- **STRUTTURA PORTALAMPADA IN ALLUMINIO**  
ALUMINUM LAMP HOLDER

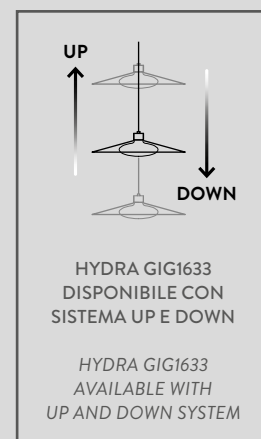
- **COMPATIBILE CON** CASAMBI  
COMPATIBLE WITH

- **DRIVER INCLUSO**  
DRIVER INCLUDED

- **DIMMERABILE: SÌ (A TAGLIO DI FASE) - SCHEDA LED SOSTITUIBILE DA PROFESSIONISTA**  
DIMMABLE: YES (PHASE-CUT DIMMER TRIAC) - LED IS REPLACEABLE BY PROFESSIONAL

CON COMPONENTI UL  
WITH UL COMPONENTS

DISPONIBILE CON DALI  
AVAILABLE WITH DALI



LED DISPONIBILI PER LA LINEA HYDRA<sup>®</sup> / LEDS AVAILABLE FOR HYDRA<sup>®</sup>:

LED 1 x 9W Dimmer Triac - 27 V - 350 mA - CRI Typ 95 - 1125 Lm - 125 Lm/W - 3 Step MacAdam - **2700°K**  
LED 1 x 9W Dimmer Triac - 27 V - 350 mA - CRI Typ 95 - 1125 Lm - 125 Lm/W - 3 Step MacAdam - **3000°K**

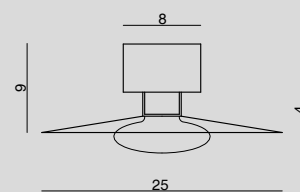
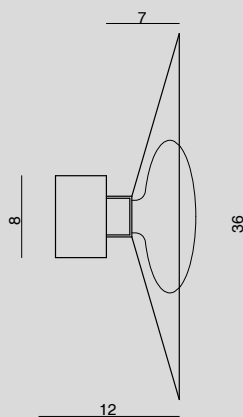
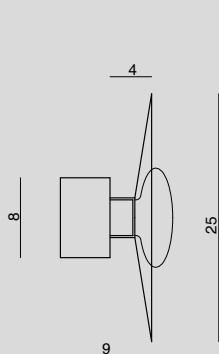
LED DISPONIBILI PER LA LINEA HYDRA<sup>®</sup> GIG / LEDS AVAILABLE FOR HYDRA<sup>®</sup> GIG:

LED 1 x 12W Dimmer Triac - 36 V - 350 mA - CRI Typ 95 - 1500 Lm - 125 Lm/W - 3 Step MacAdam - **2700°K**  
LED 1 x 12W Dimmer Triac - 36 V - 350 mA - CRI Typ 95 - 1500 Lm - 125 Lm/W - 3 Step MacAdam - **3000°K**

LED DISPONIBILI PER LA LINEA HYDRA<sup>®</sup> XXL / LEDS AVAILABLE FOR HYDRA<sup>®</sup> XXL:

LED 1 x 15W Dimmer Triac - 45 V - 350 mA - CRI Typ 95 - 1875 Lm - 125 Lm/W - 3 Step MacAdam - **2700°K**  
LED 1 x 15W Dimmer Triac - 45 V - 350 mA - CRI Typ 95 - 1875 Lm - 125 Lm/W - 3 Step MacAdam - **3000°K**

I LUMEN INDICATI CORRISPONDONO ALL'INTENSITÀ LUMINOSA ALL'ORIGINE DELLA SCHEDA LED  
LUMEN INDICATED CORRESPONDS TO THE LUMINOUS INTENSITY AT THE ORIGIN OF THE LED BOARD



## AP1631.1L

APPLIQUE / WALL LAMP

Glass Ø 25 cm - P 9 cm - H 25 cm

1 x LED 9W DIMM - 350 mA - 2700 or 3000°K

## APGIG1631.1L

APPLIQUE / WALL LAMP

Glass Ø 36 cm - P 12 cm - H 36 cm

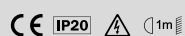
1 x LED 12W DIMM - 350 mA - 2700 or 3000°K

## 1636.1L

PLAFONIERA / CEILING LAMP

Glass Ø 25 cm - H 9 cm

1 x LED 9W DIMM - 350 mA - 2700 or 3000°K



COLORI VETRO DISPONIBILI / AVAILABLE GLASS COLOURS



01 - TRASPARENTE  
TRANSPARENT



03 - ROSA  
PINK



05 - AMBRA  
AMBER



06 - VERDE  
GREEN



07 - AZZURRO  
SKY-BLUE



08 - FUMÈ  
FUME



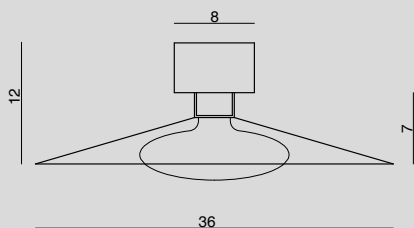
16 - TABACCO  
TOBACCO



17 - RUBINO  
RUBY

ARTICOLI GIG E XXL NEL COLORE FUMÈ: SUPPLEMENTO DEL 10% SUL PREZZO DEL COLORATO / PRODUCTS GIG AND XXL IN FUME COLOR: 10% SURCHARGE ON THE PRICE OF THE COLOURED


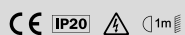


**GIG1636.1L**

PLAFONIERA / CEILING LAMP

Glass Ø 36 cm - H 12 cm

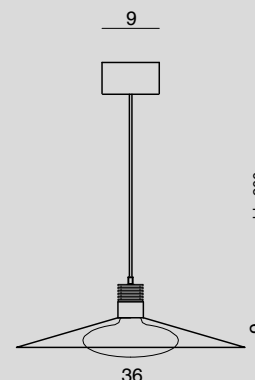
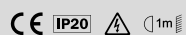
LED 12W DIMM - 350 mA - 2700 or 3000°K

**1633.1L**

SOSPENSIONE / HANGING LAMP

Glass Ø 25 cm - cable 200 cm

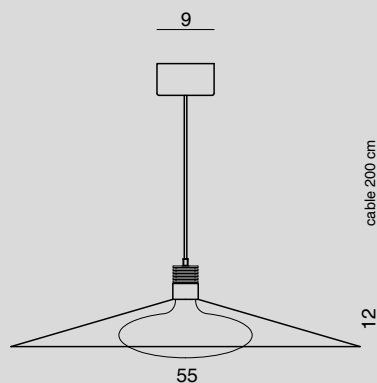
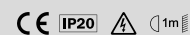
1 x LED 9W DIMM - 350 mA - 2700 or 3000°K

**GIG1633.1L**

SOSPENSIONE / HANGING LAMP

Glass Ø 36 cm - cable 200 cm

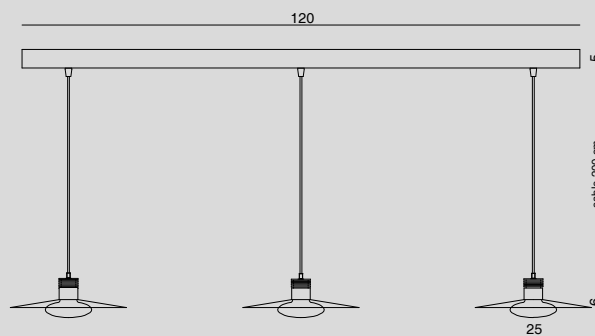
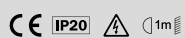
LED 12W DIMM - 350 mA - 2700 or 3000°K

**XXL1633.1L**

SOSPENSIONE / HANGING LAMP

Glass Ø 55 cm - cable 200 cm

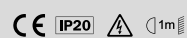
1 x LED 15W DIMM - 350 mA - 2700 or 3000°K

**1637.120.3L**

BINARIO / CEILING TRACK

Glass 3 x Ø 25 cm - cable 200 cm

3 x LED 9W DIMM - 350 mA - 2700 or 3000°K



FINITURA METALLICA DISPONIBILE / METAL FINISH AVAILABLE



BLACK CARBON



CHAMPAGNE



FRENCH GOLD





# REGULA<sup>©</sup>

DESIGN: PIETRO TUCCI  
WITH THE COLLABORATION OF ALBERTO MANZONI



## LAMPADA REGULA

Design by Pietro Tucci with Alberto Manzoni

ELEGANTE, MINIMAL E MOLTO POTENTE, QUESTE SONO LE TRE CARATTERISTICHE CHE DESCRIVONO LA NUOVA FAMIGLIA DI LAMPADINE. LA COLLEZIONE È COMPOSTA DA DUE APPLIQUE E DA UNA SOSPENSIONE. IL VETRO È LO STESSO CHE UTILIZZIAMO DA SEMPRE, IL BOROSILICATO, QUESTA VOLTA LAVORATO IN UN TUBOLARE A SEZIONE QUADRATA. SORPRENDENTE È LA QUALITÀ DELLA LUCE ESPRESSA DAI LED REALIZZATI IN ITALIA AD HOC PER QUESTA LINEA. LE APPLIQUE VENGONO MONTATE A MURO CON UN SISTEMA AD AGGANCIO RAPIDO “CLIP-ON” COSÌ DA EVITARE ELEMENTI DI FISSAGGIO ANTIESTETICI. NOVITÀ ED INNOVAZIONE SONO DATE DA UN MAGNETE CHE CONSENTE DI SFILARE COMODAMENTE IL VETRO PER POTERLO PULIRE. LA SOSPENSIONE HA UN FUNZIONALE AGGANCIO JACK FACILISSIMO DA CONNETTERE ALL’ALIMENTAZIONE. L’ABILITÀ PRATICA CHE STA ALLA BASE DI REGULA È STATA QUELLA DI SEMPLIFICARE IL DESIGN ELIMINANDO IL SUPERFLUO E FACENDO RISPLENDERE SOLO IL NECESSARIO.

*ELEGANT, MINIMAL AND VERY POWERFUL, THESE ARE THE THREE CHARACTERISTICS THAT DESCRIBE THE NEW REGULA FAMILY OF LAMPS. THE COLLECTION INCLUDES TWO WALL LAMPS AND ONE HANGING LAMP. THE GLASS IS THE SAME ONE WE HAVE ALWAYS USED, BOROSILICATE, THIS TIME WORKED IN A SQUARE TUBULAR SECTION. SURPRISING IS THE QUALITY OF LIGHT EXPRESSED BY THE LEDS MADE IN ITALY ESPECIALLY FOR THIS LINE. THE WALL LIGHTS ARE MOUNTED ON THE WALL WITH A ‘CLIP-ON’ SYSTEM TO AVOID UNSIGHTLY FASTENING ELEMENTS. NOVELTY AND INNOVATION ARE PROVIDED BY A MAGNET THAT ALLOWS THE GLASS TO BE EASILY REMOVED FOR CLEANING. THE SUSPENSION HAS A FUNCTIONAL ‘JACK’ COUPLING THAT IS EASY TO CONNECT TO THE POWER SUPPLY. THE PRACTICAL SKILL BEHIND REGULA WAS TO SIMPLIFY THE DESIGN BY TAKING OUT THE NEEDLESS AND MAKING ONLY WHAT IS NECESSARY TO SHINE.*



**AP1621.30**

*Glass: transparent*

*Structure: black carbon*

**AP1621.46**

*Glass: transparent*

*Structure: french gold*

**AP1621.30**

*Glass: transparent*

*Structure: champagne*



1623.106

Glass: fume

Structure: champagne





2x AP1621.46  
AP1621.30  
Glass: amber (05)  
Structure: french gold




**AP1621.46**

*Glass: amber (05)  
Structure: french gold*

**AP1621.30**

*Glass: amber (05)  
Structure: french gold*



4x 1626.30  
Glass: transparent  
Structure: champagne

2x AP1621.30  
Glass: transparent  
Structure: champagne





**1623.106.2L**

*Glass: tobacco*

*Structure: black carbon*



**AP1621.46**  
*Glass: amber (05)*  
*Structure: french gold*

# REGULA<sup>®</sup>

Disegno depositato e registrato dall'EUIPO

scopri di più  
find out more



ULTERIORI COMPOSIZIONI A RICHIESTA  
ADDITIONAL COMPOSITIONS ON DEMAND

**FINITURA METALLICA DISPONIBILE:** black carbon, champagne, french gold  
**METAL STRUCTURE AVAILABLE:** black carbon, champagne, french gold

**A RICHIESTA:**  
ON DEMAND:

- **CAVO ELETTRICO TRASPARENTE O NERO**  
TRANSPARENT OR BLACK ELECTRIC CABLE

- **STRUTTURE DISPONIBILI IN:** black carbon, champagne, french gold  
STRUCTURES AVAILABLE IN: black carbon, champagne, french gold

- **STRUTTURA PORTALAMPADA IN LEGA METALLICA**  
METAL ALLOY FRAME

- **COMPATIBILE CON CASAMBI**  
COMPATIBLE WITH

- **DRIVER INCLUSO**  
DRIVER INCLUDED

- **DIMMERABILE: SÌ (A TAGLIO DI FASE) - SCHEDA LED SOSTITUIBILE DA PROFESSIONISTA**  
DIMMABLE: YES (PHASE-CUT DIMMER TRIAC) - LED IS REPLACEABLE BY PROFESSIONAL

CON COMPONENTI UL  
WITH UL COMPONENTS

DISPONIBILE CON DALI  
AVAILABLE WITH DALI

SISTEMA CON ROSONE  
SINGOLO CONDIVISO

DISPONIBILE PER  
REGULA 1623.106.2L  
CON ALIMENTAZIONE  
DA UN UNICO PUNTO  
LUCE

SYSTEM WITH SINGLE  
SHARED CANOPY

AVAILABLE FOR  
REGULA 1623.106.2L  
SINGLE POINT POWER  
SUPPLY

LED DISPONIBILI PER LA LINEA REGULA<sup>®</sup> / LEDS AVAILABLE FOR REGULA<sup>®</sup>:

APPLIQUE **AP1621.30** E PLAFONIERA **1626.30** / WALL LAMP AP1621.30 AND CEILING LAMP **1626.30**:

LED 1 x 15W Dimmer Triac - 24 V - 625 mA - CRI Typ 95 - 2040 Lm - 136 Lm/W - 3 Step MacAdam - **2700°K**  
LED 1 x 15W Dimmer Triac - 24 V - 625 mA - CRI Typ 95 - 2040 Lm - 136 Lm/W - 3 Step MacAdam - **3000°K**

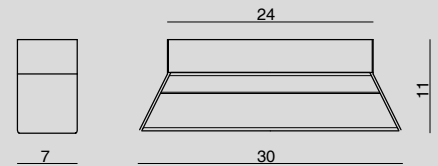
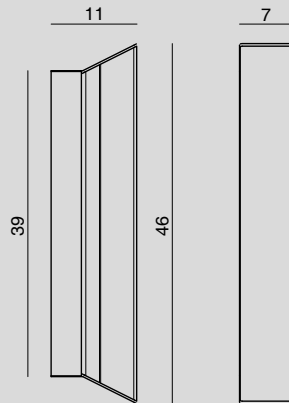
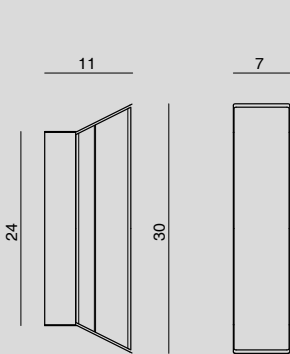
APPLIQUE **AP1621.46** E PLAFONIERA **1626.46** / WALL LAMP **AP1621.46** AND CEILING LAMP **1626.46**:

LED 1 x 24W Dimmer Triac - 24 V - 750 mA - CRI Typ 95 - 3264 Lm - 136 Lm/W - 3 Step MacAdam - **2700°K**  
LED 1 x 24W Dimmer Triac - 24 V - 750 mA - CRI Typ 95 - 3264 Lm - 136 Lm/W - 3 Step MacAdam - **3000°K**

SOSPENSIONE ORIZZONTALE **1623.106** / HORIZONTAL SUSPENSION **1623.106**:

LED 1 x 60W Dimmer Triac - 24 V - 2500 mA - CRI Typ 95 - 8160 Lm - 136 Lm/W - 3 Step MacAdam - **2700°K**  
LED 1 x 60W Dimmer Triac - 24 V - 2500 mA - CRI Typ 95 - 8160 Lm - 136 Lm/W - 3 Step MacAdam - **3000°K**

I LUMEN INDICATI CORRISPONDONO ALL'INTENSITÀ LUMINOSA ALL'ORIGINE DELLA SCHEDA LED  
LUMEN INDICATED CORRESPONDS TO THE LUMINOUS INTENSITY AT THE ORIGIN OF THE LED BOARD



## AP1621.30

APPLIQUE / WALL LAMP

L 7 - P 11 - H 30 cm

1 x LED 15W DIMM - 625 mA - 2700 or 3000°K

## AP1621.46

APPLIQUE / WALL LAMP

L 7 - P 11 - H 46 cm

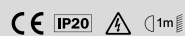
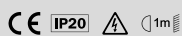
1 x LED 24W DIMM - 750 mA - 2700 or 3000°K

## 1626.30

PLAFONIERA / CEILING LAMP

L 30 - P 7 - H 11 cm

1 x LED 15W DIMM - 625 mA - 2700 or 3000°K



COLORI VETRO DISPONIBILI / AVAILABLE GLASS COLOURS



01 - TRASPARENTE  
TRANSPARENT



03 - ROSA  
PINK



05 - AMBRA  
AMBER



06 - VERDE  
GREEN



07 - AZZURRO  
SKY-BLUE



08 - FUMÈ  
FUME

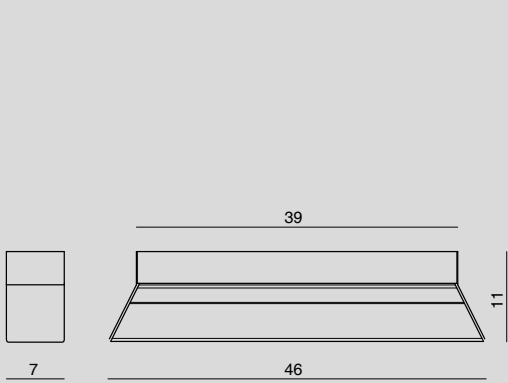


16 - TABACCO  
TOBACCO



17 - RUBINO  
RUBY

TUTTI GLI ARTICOLI NEL COLORE FUMÈ: SUPPLEMENTO DEL 10% SUL PREZZO DEL COLORATO / ALL PRODUCTS IN FUME COLOR: 10% SURCHARGE ON THE PRICE OF THE COLOURED

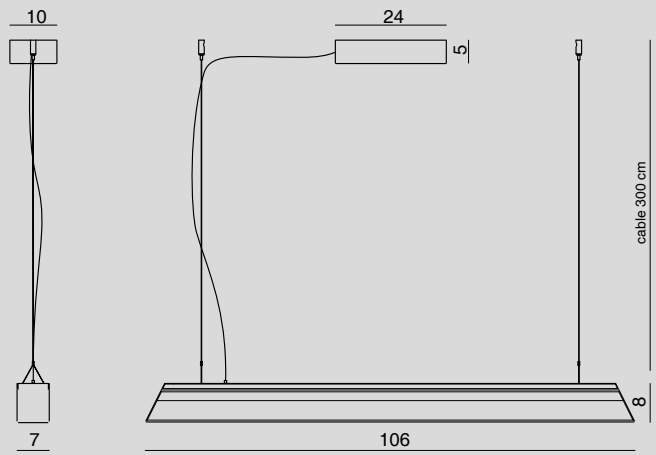
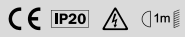


**1626.46**

PLAFONIERA / CEILING LAMP

L 46 - P 7 - H 11 cm

1 x LED 24W DIMM - 750 mA - 2700 or 3000°K

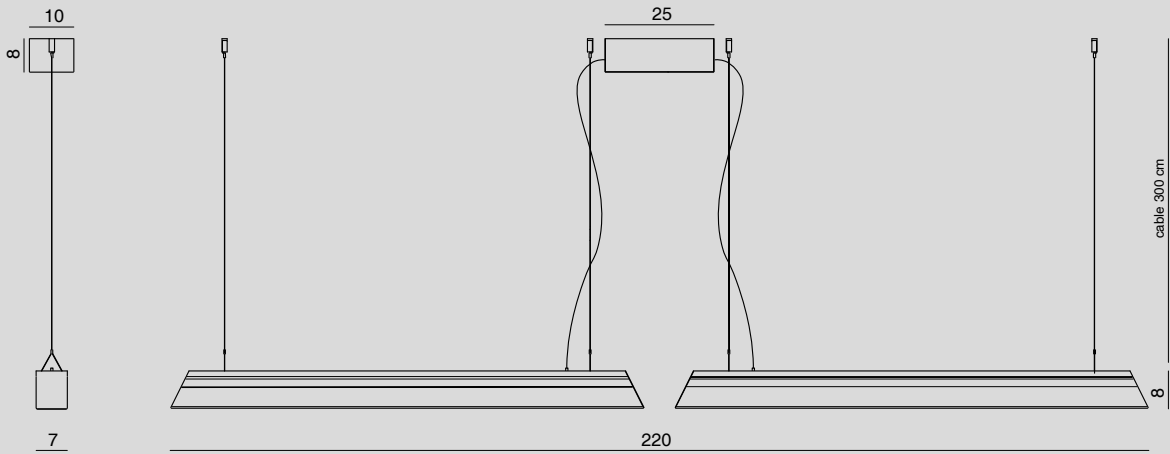
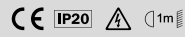


**1623.106**

SOSPENSIONE / HANGING LAMP

L 106 - P 7 - H 8 cm - cable 300 cm

1 x LED 60W DIMM - 2500 mA - 2700 or 3000°K

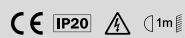


**1623.106.2L**

SOSPENSIONE / HANGING LAMP

L 220 - P 7 - H 8 cm - cable 300 cm

2 x LED 60W DIMM - 2500 mA - 2700 or 3000°K



FINITURA METALLICA DISPONIBILE / METAL FINISH AVAILABLE



BLACK CARBON



CHAMPAGNE



FRENCH GOLD

# FINITURE

---

**COLORI DISPONIBILI** PER TUTTI I PRODOTTI  
**COLOURS AVAILABLE** FOR ALL PRODUCTS



01 - TRASPARENTE  
TRANSPARENT



03 - ROSA  
PINK



05 - AMBRA  
AMBER



06 - VERDE  
GREEN



07 - AZZURRO  
SKY-BLUE



08 - FUMÈ  
FUME



16 - TABACCO  
TOBACCO



17 - RUBINO  
RUBY

---

---

**ARTICOLI GIG E XXL NEL COLORE FUMÈ:  
SUPPLEMENTO DEL 10% SUL PREZZO DEL COLORATO.**

*PRODUCTS GIG AND XXL IN FUME COLOUR:  
10% SURCHARGE ON THE PRICE OF THE COLOURED.*



---

**I PRODOTTI CON PORTALAMPADA E14 E27 E G9  
NON INCLUDONO LE LAMPADINE.**


*PRODUCTS WITH E14 E27 AND G9 LAMPHOLDERS  
DO NOT INCLUDE BULBS.*





**COLORI METALLICI VETRO DISPONIBILI**  
**METALLIC GLASS COLOURS AVAILABLE**

**MODELLO / MODEL**                      **COLORI / COLOURS**

<b>ZOE</b>	 Bronzo Bronze	 Lapsus Lapsus	 Nero Black	 Oro Gold	 Oro rosa Rose gold	 Petrolio Petroleum	 Titanio Titanium
<b>ZOE MAX</b>	 Bronzo Bronze	 Nero Black	 Oro rosa Rose gold				

**PARTICOLARITÀ DELL' ORO ROSA**

L'ORO ROSA POTRÀ ESSERE DISPONIBILE PER QUESTE LINEE SOLO SE ACCETTATO COSÌ COME FORNITO E CIOÈ CON EVENTUALI INEVITABILI PECULIARITÀ CHE POSSONO VERIFICARSI E CHE SONO DOVUTE AL PROCESSO DI LAVORAZIONE DELLA METALLIZZAZIONE, QUALI PICCOLI PALLINI CHE POSSONO TALVOLTA ESSERE DISPOSTI A GRUPPI, COMPRESO I CAMBI DI TONALITÀ DEL COLORE METALLIZZATO.

**PECULIARITIES OF ROSE GOLD**

ROSE GOLD MAY BE ORDERED FOR THESE PRODUCTS ONLY IF ACCEPTED AS SUPPLIED, I.E. WITH ANY INEVITABLE PECULIARITIES THAT MAY OCCUR AND WHICH ARE DUE TO THE METALLIZATION MANUFACTURING PROCESS, SUCH AS SMALL DOTS THAT CAN SOMETIMES APPEAR IN GROUPS, AND VARIATIONS IN METALIZED COLOUR TONES, AND OTHER IMPERFECTIONS.



**CEO**

Pietro Tucci

**ART DIRECTION**

Cangini e Tucci  
Alberto Manzoni

**STAMPA**

Litografia il Papiro

**CANGINI&TUCCI S.r.l**

Via Archimede, 36  
47521 Cesena (FC)  
Tel. +39 0547 303035  
Fax +39 0547 645146  
info@canginietucci.com  
[www.canginietucci.com](http://www.canginietucci.com)

L'azienda si riserva il diritto di apportare modifiche  
atte al miglioramento del prodotto  
in qualsiasi momento e senza preavviso.

*The company reserves the right to make design  
changes to improve the products  
at any time and without notice.*